


IMO-SKYLTA, brandutrustning

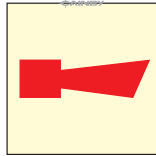
150 x 150 mm



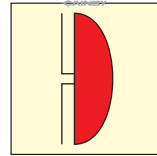
1. Fire control plan



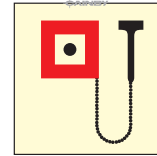
2. Push-button/switch for fire alarm



3. Horn fire alarm



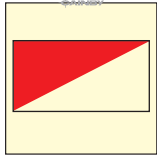
4. Bell fire alarm



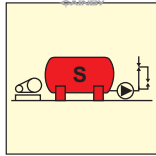
5. Manually operated call point



6. Space protected by automatic fire alarm



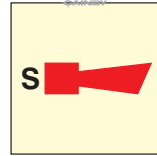
7. Fire alarm panel




8. Sprinkler installation



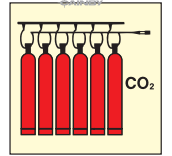
9. Space protected by sprinkler



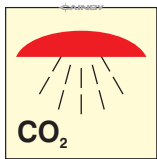
10. Sprinkler horn



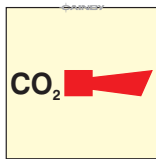
11. Sprinkler section valve



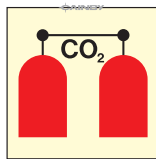
12. CO₂ battery



13. Space protected by CO₂



14. CO₂ horn



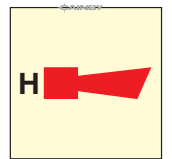
15. CO₂ release station



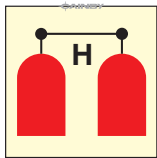
16. Halon 1301 battery



17. Space protected by Halon 1301



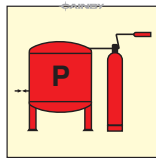
18. Halon horn




19. Halon release station



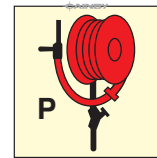
20. Halon 1301 bottles placed in protected area



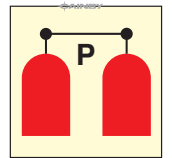
21. Powder installation



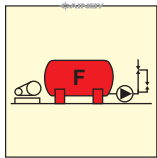
22. Powder monitor (gun)



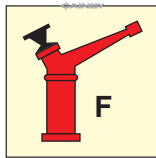
23. Powder hose and handgun



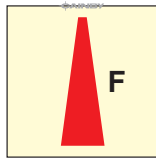
24. Powder release station



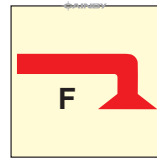
25. Foam installation




26. Foam monitor (gun)



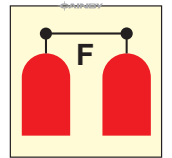
27. Foam nozzle



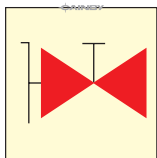
28. Space protected by foam



29. Foam valve



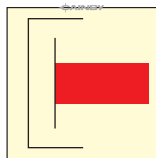
30. Foam release station



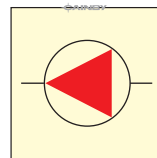
31. Fire main with fire valves



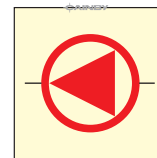
32. Hose box with spray/jet fire nozzle



33. International shore connection



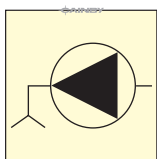
34. Fire pump



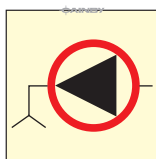
35. Emergency fire pump



36. Remote controlled fire pumps or emergency switches



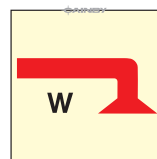
37. Bilge pump




38. Emergency bilge pump



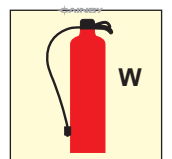
39. Water monitor (gun)



40. Water fog applicator



41a. Portable fire extinguishers




41b. Portable fire extinguishers

IMO-SKYLTA, brandutrustning

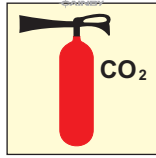
150 x 150 mm




41c. Portable fire extinguishers



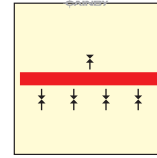
41d. Portable fire extinguishers



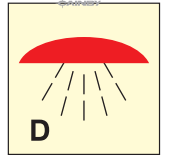
41e. Portable fire extinguishers




42. Wheeled fire extinguishers



43. Drenching installation



44. Space protected by drenching system



45. Section valves drenching system




46. Fire station



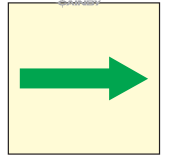
47. Locker with fireman's outfit



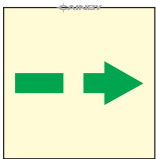
48. Emergency escape breathing device



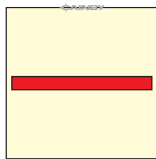
49. Locker with additional protective clothing




50. Primary means of escape



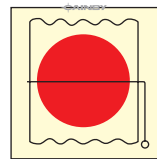
51. Secondary means of escape



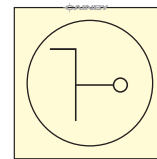
52. A class division



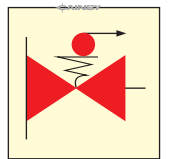
53. B class division




54. Fire damper in vent duct




55. Remote controlled skylights



56. Remote controlled fuel/lubricating oil valves



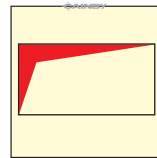
57. Control station




58. Portable foam applicator



59. Inert gas installation



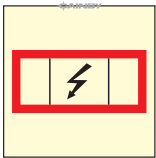
60. High expansion foam supply trunk



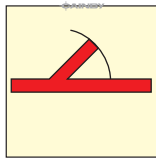
61. CO₂/nitrogen bulk installation



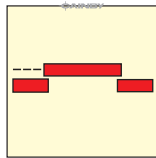
62. Emergency generator



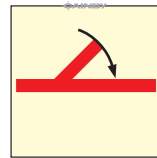
63. Emergency switchboard



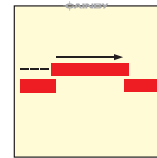
64. A class fire door



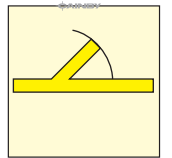
65. A class fire door



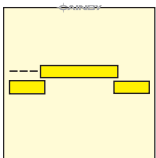
66. A class fire door self-closing



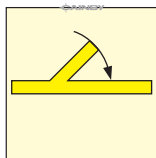
67. A class fire door self-closing



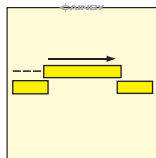
68. B class fire door



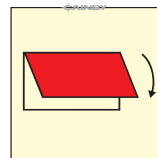
69. B class fire door



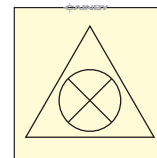
70. class fire door self-closing



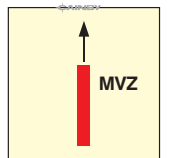
71. class fire door self-closing




72. Closing appliance for exterior ventilation inlet or outlet



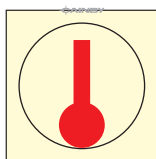
73. Remote ventilation shutoff



74. Main vertical zone




75. Smoke detector




76. Heat detector



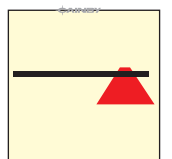
77. Gas detector



78. Flame detector



79. Emergency telephone station



80. Fire axe

Tillverkning/Försäljning

CAINBY

Norrbölevägen 1, FIN-22100 MARIEHAMN

tel. 018-21411, fax 018-22774

www.cainby.com

IMO-SKYLTVAR, evakuering



1. Lifeboat



2. Rescue boat



3. Liferaft



4. Davit-launched liferaft



5. Embarkation ladder



6. Evacuation slide




7. Lifebuoy




8. Lifebuoy with line



9. Lifebuoy with light



10. Lifebuoy with light and smoke



11. Lifejacket



12. Child's lifejacket



13. Immersion suit




14. Survival craft portable radio



15. EPIRB



16. Radar transponder



17. Survival craft pyrotechnic distress signals



18. Rocket parachute flare



19. Line-throwing appliance



20. Muster station



21. Evacuation chute



22. Primary means of escape directional arrow



23. Secondary means of escape directional arrow



24. Means of escape diagonal directional arrow



25. Evacuation ladder




26. Davit-launched rescue boat




27. Anti exposure suit



28. Thermal protective aid



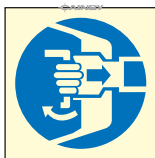
29. Sliding fire door



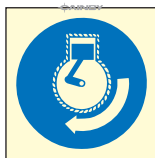
30.



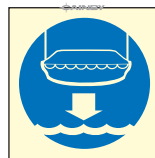
1. Fasten seat belts



2. Secure hatches



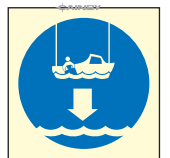
3. Start engine



4.1. Lower lifeboat to water



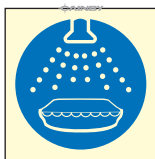
4.2. Lower liferaft to water



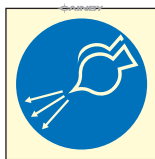
4.3. Lower rescue boat to water



5. Release falls



6. Start water spray




7. Start air supply



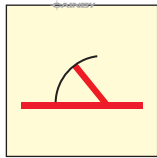
8. Release gripes

IMO-SKYLTAR, brandutrustning

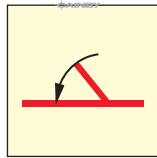
150 x 150 mm, för fartyg konstruerade efter 1 januari 2004



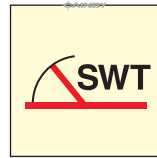
101. A-class division



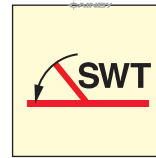
102. A-class hinged fire door



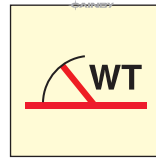
103. A-class hinged self-closing fire door




104. A-class hinged semi-watertight fire door



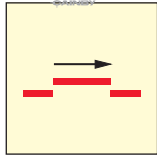
105. A-class hinged semi-watertight self-closing fire door



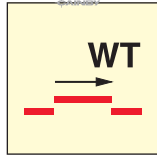
106. A-class hinged watertight fire door



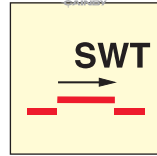
107. A-class hinged watertight self-closing fire door



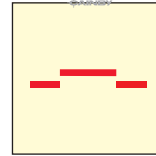
108. A-class self-closing sliding fire door



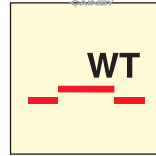
109. A-class self-closing sliding watertight fire door



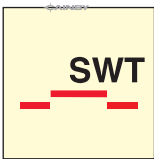
110. A-class self-closing sliding semi-watertight fire door



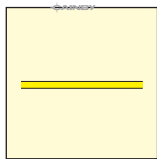
111. A-class sliding fire door



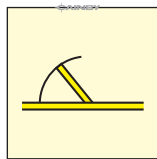
112. A-class sliding watertight fire door



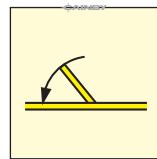
113. A-class sliding semi-watertight fire door



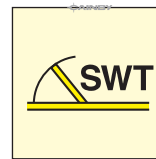
114. B-class division



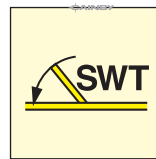
115. B-class hinged fire door



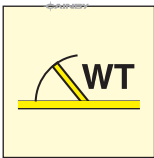
116. B-class hinged self-closing fire door



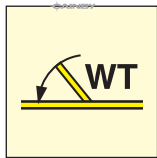
117. B-class hinged semi-watertight fire door



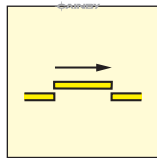
118. B-class hinged semi-watertight self-closing fire door



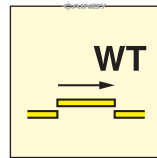
119. B-class hinged watertight fire door



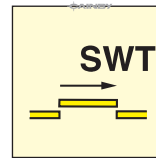
120. B-class hinged watertight self-closing fire door



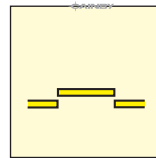
121. B-class self-closing sliding fire door



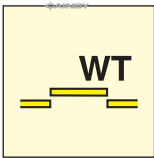
122. B-class self-closing sliding watertight fire door



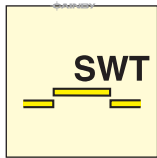
123. B-class self-closing sliding semi-watertight fire door



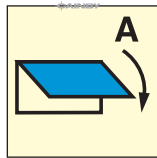
124. B-class sliding fire door



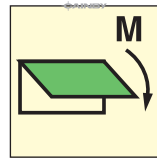
125. B-class sliding watertight fire door



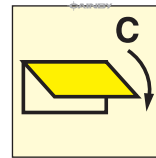
126. B-class sliding semi-watertight fire door



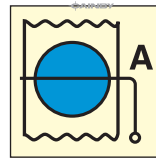
127. Closing device for ventilation inlet or outlet for accommodation & service spaces



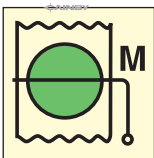
128. Closing device for ventilation inlet or outlet for machinery spaces



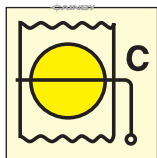
129. Closing device for ventilation inlet or outlet for cargo spaces



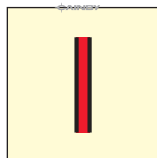
130. Fire damper for accommodation & service spaces



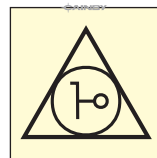
131. Fire damper for machinery spaces



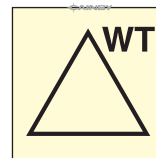
132. Fire damper for cargo spaces



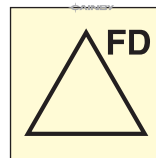
133. Main vertical zone



134. Remote control for skylight



135. Remote control for watertight doors



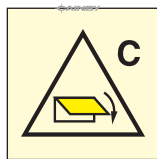
136. Remote control for fire doors



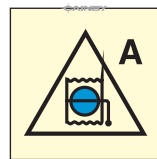
137. Remote control for closing device for ventilation inlet or outlet for accommodation & service spaces



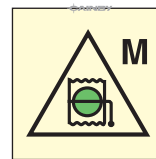
138. Remote control for closing device for ventilation inlet or outlet for machinery spaces



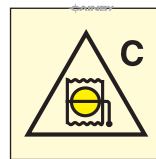
139. Remote control for closing device for ventilation inlet or outlet for cargo spaces



140. Remote control for fire damper for accommodation & service spaces



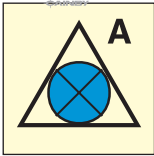
141. Remote control for fire damper for machinery spaces



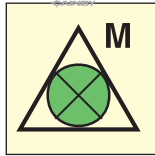
142. Remote control for fire damper for cargo spaces

IMO-SKYLTAR, brandutrustning

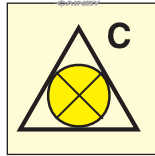
150 x 150 mm, för fartyg konstruerade efter 1 januari 2004



143. Ventilation remote control or shut-off for accommodation & service spaces



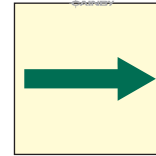
144. Ventilation remote control or shut-off for machinery spaces



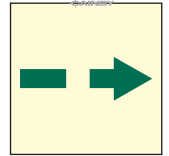
145. Ventilation remote control or shut-off for cargo spaces



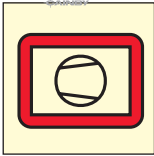
146. Emergency escape breathing device (EEBD)



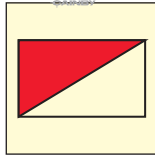
147. Primary escape route



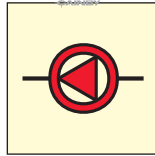
148. Secondary escape route



149. Air compressor for breathing devices



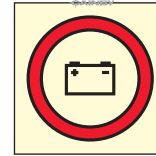
150. Control panel for fire detection and alarm system



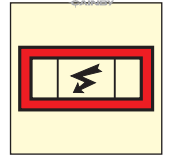
151. Emergency fire pump



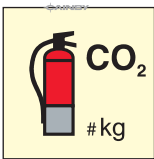
152. Emergency source of electrical power (generator)




153. Emergency source of electrical power (battery)



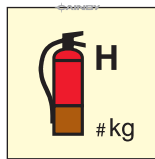
154. Emergency switchboard



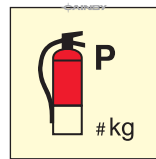
155. Fire extinguisher, carbon dioxide




156. Fire extinguisher, foam



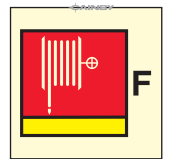
157. Fire extinguisher, gas other than carbon dioxide



158. Fire extinguisher, powder



159. Fire extinguisher, water



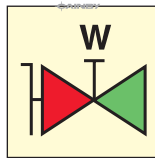
160. Fire hose and nozzle, (foam)



161. Fire hose and nozzle, (powder)



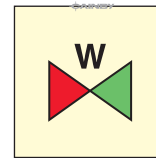
162. Fire hose and nozzle, (water)



163. Fire hydrant



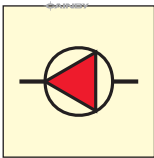
164. Fire locker



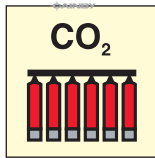
165. Fire main section valve



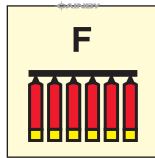
166. Fire protection appliances or structural fire protection plan



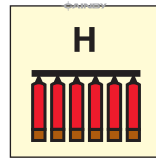
167. Fire pump(s)



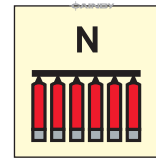
168. Fixed fire-extinguishing battery, carbon dioxide



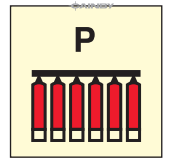
169. Fixed fire-extinguishing battery, foam



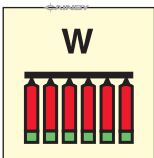
170. Fixed fire-extinguishing battery, gas other than carbon dioxide or nitrogen



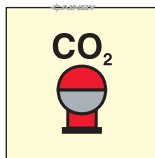
171. Fixed fire-extinguishing battery, nitrogen



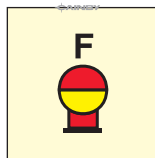
172. Fixed fire-extinguishing battery, powder



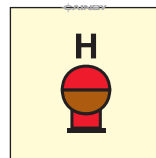
173. Fixed fire-extinguishing battery, water



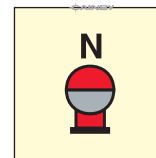
174. Fixed fire-extinguishing bottle, placed in a protected area, carbon dioxide



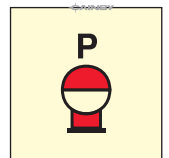
175. Fixed fire-extinguishing bottle, placed in a protected area, foam



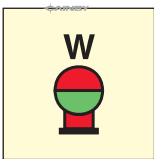
176. Fixed fire-extinguishing bottle, placed in a protected area, gas other than carbon dioxide or nitrogen



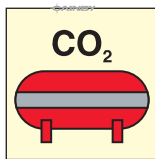
177. Fixed fire-extinguishing bottle, placed in a protected area, nitrogen



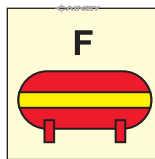
178. Fixed fire-extinguishing bottle, placed in a protected area, powder



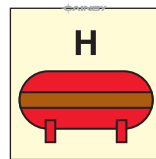
179. Fixed fire-extinguishing bottle, placed in a protected area, water



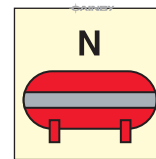
180. Fixed fire-extinguishing installation, carbon dioxide



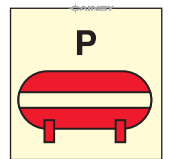
181. Fixed fire-extinguishing installation, foam



182. Fixed fire-extinguishing installation, gas other than carbon dioxide or nitrogen



183. Fixed fire-extinguishing installation, nitrogen



184. Fixed fire-extinguishing installation, powder

Tillverkning/Försäljning

CAINBY

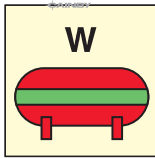
Norrbolevägen 1, FIN-22100 MARIEHAMN

tel. 018-21411, fax 018-22774

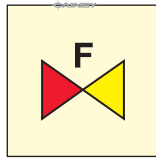
www.cainby.com

IMO-SKYLTA, brandutrustning

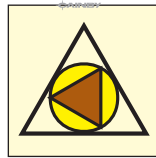
150 x 150 mm, för fartyg konstruerade efter 1 januari 2004



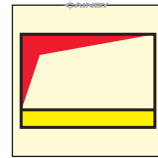
185. Fixed fire-extinguishing installation, water



186. Foam section valve



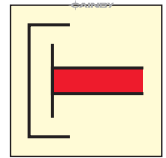
187. Fuel pump(s) remote shut-off



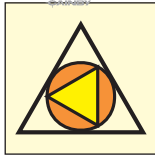
188. High-expansion foam supply trunk (outlet)




189. Inert gas installation




190. International shore connection



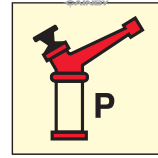
191. Lube oil pump(s) remote shut-off



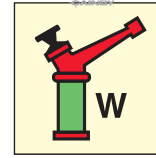
192. Manually operated call point



193. Monitor, foam



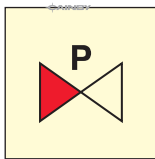
194. Monitor, powder




195. Monitor, water



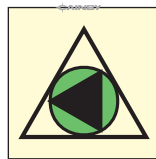
196. Portable foam applicator unit or relevant spare tank(s)



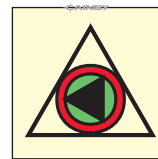
197. Powder section valve



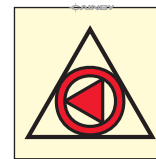
198. Push button/switch for general alarm



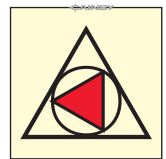
199. Remote control for bilge pump(s)



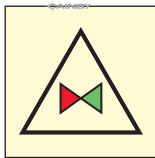
200. Remote control for emergency bilge pump



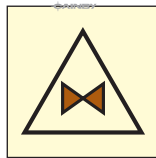
201. Remote control for emergency fire pump or fire pump supplied by the emergency source of power



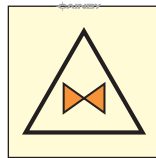
202. Remote control for fire pump(s)



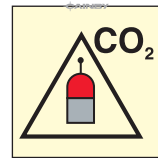
203. Remote control for fire pump valve(s)



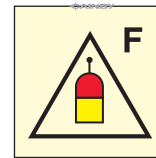
204. Remote control for fuel oil valve(s)



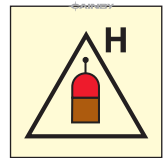
205. Remote control for lube oil valve(s)



206. Remote release station for carbon dioxide



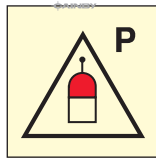
207. Remote release station for foam



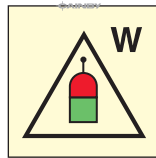
208. Remote release station for gas other than carbon dioxide




209. Remote release station for nitrogen



210. Remote release station for powder



211. Remote release station for water



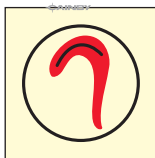
212. Space monitored by gas detector(s)



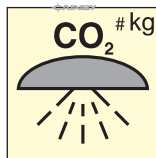
213. Space or group of spaces monitored by flame detector(s)




214. Space or group of spaces monitored by heat detector(s)



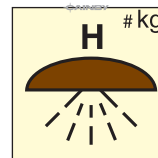
215. Space or group of spaces monitored by smoke detector(s)



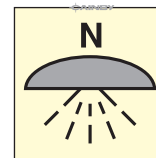
216. Space or group of spaces protected by fire-extinguishing system, carbon dioxide



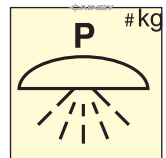
217. Space or group of spaces protected by fire-extinguishing system, foam



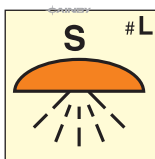
218. Space or group of spaces protected by fire-extinguishing system, gas other than carbon dioxide



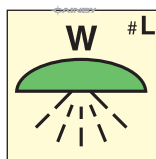
219. Space or group of spaces protected by fire-extinguishing system, nitrogen



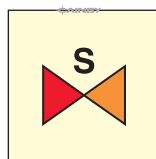
220. Space or group of spaces protected by fire-extinguishing system, powder



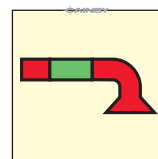
221. Space or group of spaces protected by fire-extinguishing system, sprinkler



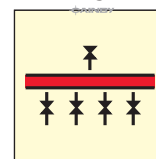
222. Space or group of spaces protected by fire-extinguishing system, sprinkler



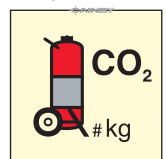
223. Sprinkler section valve



224. Water fog applicator



225. Water spray system valves



226. Wheeled fire extinguisher, carbon dioxide

Tillverkning/Försäljning

CAINBY


Norrbolevägen 1, FIN-22100 MARIEHAMN

tel. 018-21411, fax 018-22774

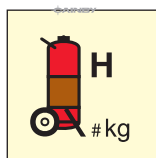
www.cainby.com

IMO-SKYLTAR, brandutrustning


150 x 150 mm, för fartyg konstruerade efter 1 januari 2004



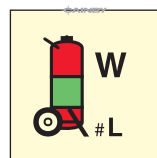
227. Wheeled fire extinguisher, foam



228. Wheeled fire extinguisher, gas other than carbon dioxide



229. Wheeled fire extinguisher, powder



230. Wheeled fire extinguisher, water

BRANDBEKÄMPNINGSSKYLTAR

09.10.2007




1. Brandsläckare
200 x 200
260 x 260



2. Brandpost
200 x 200
260 x 260



3. Pil
200 x 200
260 x 260



4. Pil
200 x 200
260 x 260



5. Alarmknapp
200 x 200
260 x 260



6. Brandstege
200 x 200
260 x 260



7. Telefon
200 x 200
260 x 260

UTGÅNGSSKYLTAR



Utgång
200 x 200



Utgång
200 x 200



Utgång
200 x 200



Utgång
200 x 200



Utgång
200 x 200



Utgång vänster
300 x 150



Utgång höger
300 x 150



Utgång ned
300 x 150



Utgång trappa ned vänster
300 x 150




Utgång trappa ned höger
300 x 150




Utgång trappa upp höger
300 x 150



Utgång trappa upp vänster
300 x 150



Utgång pil
200 x 200

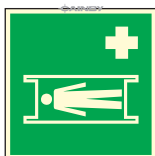


Utgång sned pil
200 x 200

FÖRSTAHJÄLPSSKYLTAR




200 x 200



200 x 200



200 x 200



200 x 200